

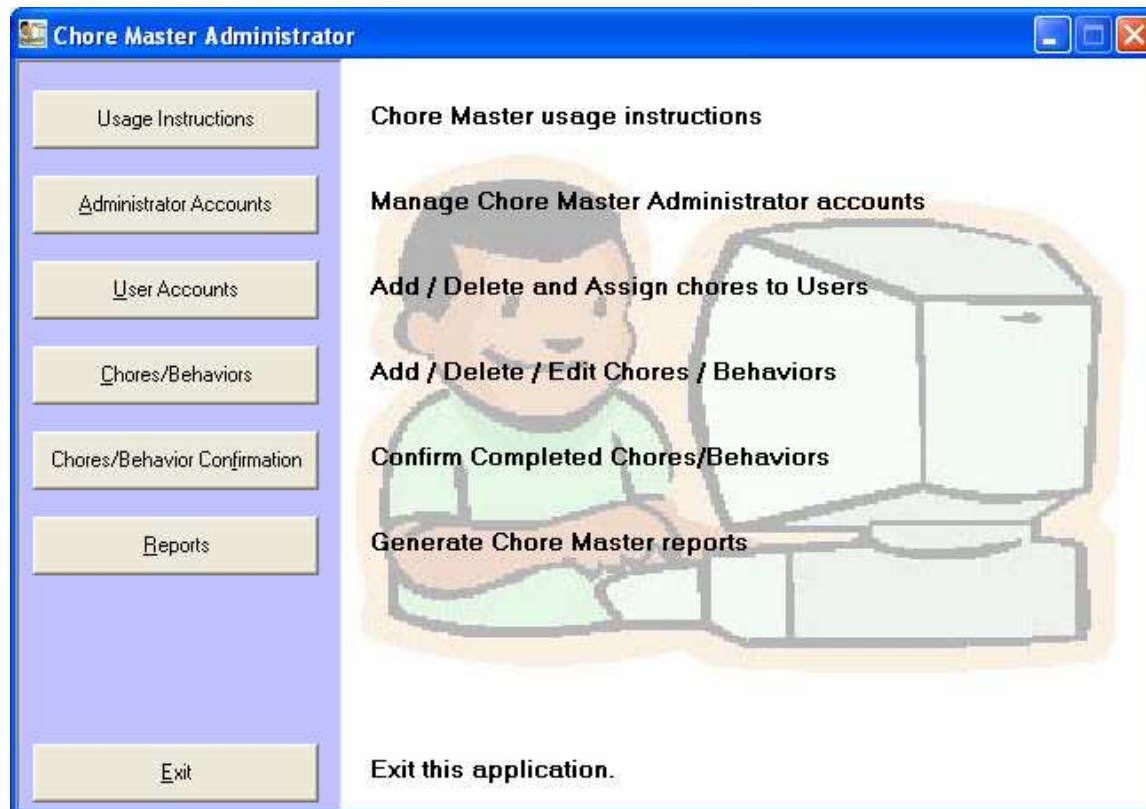
Parent Log In.



The image shows a Windows-style dialog box titled "Chore Master Login". The title bar is blue and contains the text "Chore Master Login" and standard window control buttons (minimize, maximize, close). Below the title bar is a blue banner with the text *Please enter your user name and password* in white. The main area of the dialog is white and contains two text input fields. The first field is labeled "User Name :" and contains the text "Daddy". The second field is labeled "Password :" and contains a series of asterisks "*****". Below the input fields are two buttons: "Cancel" on the left and "OK" on the right.

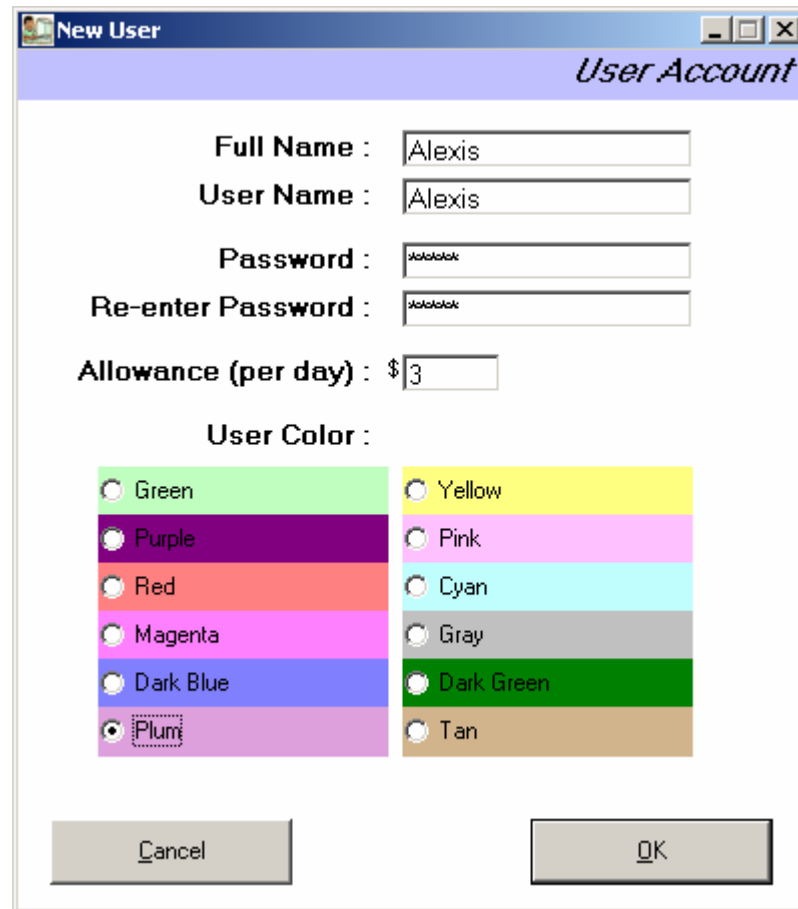
Parent or Child uses this screen to log on to Chore Master.

Chore Master Parent Main Page



Parent Main Page: To set up a New User Account (Child), click on User Accounts.

New User Page Setup



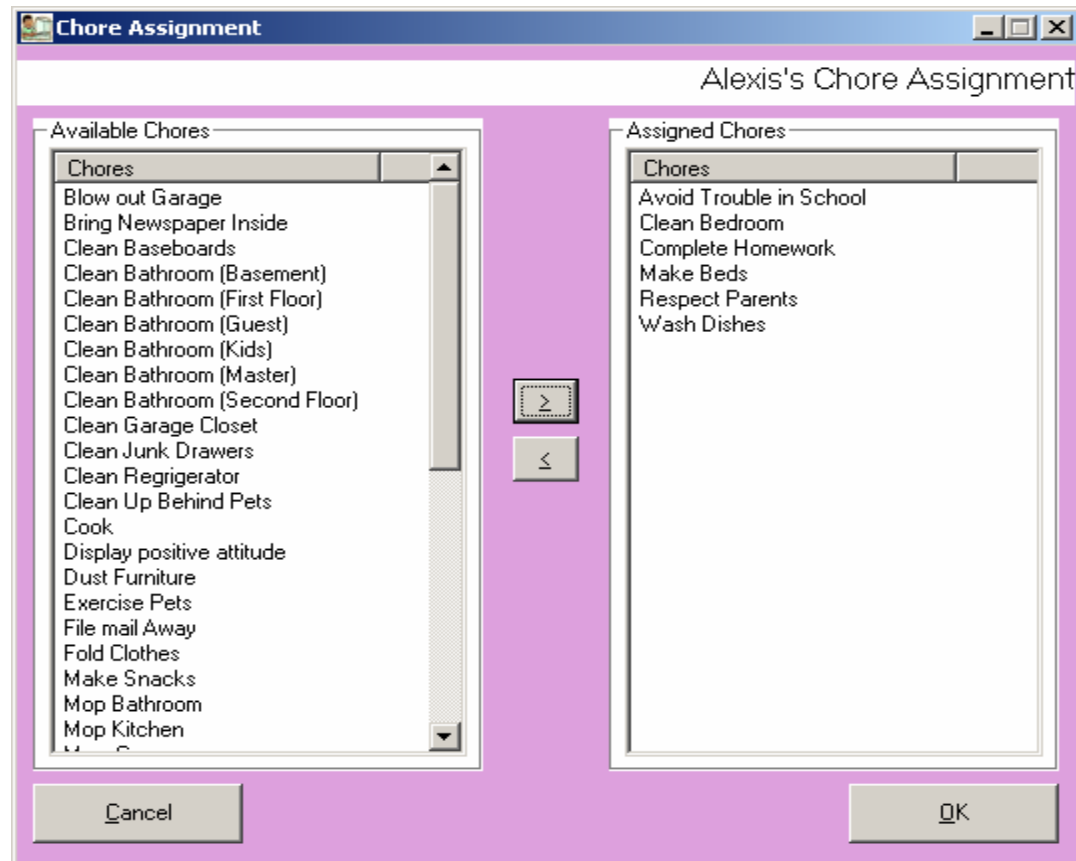
The screenshot shows a window titled "New User" with a subtitle "User Account". It contains several input fields and a color selection area. The "Full Name" and "User Name" fields both contain "Alexis". The "Password" and "Re-enter Password" fields contain masked characters. The "Allowance (per day)" field is set to "\$3". The "User Color" section has a grid of color swatches with radio buttons. The "Plum" color is selected.

Full Name :	Alexis
User Name :	Alexis
Password :	*****
Re-enter Password :	*****
Allowance (per day) :	\$3
User Color :	
<input type="radio"/> Green	<input type="radio"/> Yellow
<input type="radio"/> Purple	<input type="radio"/> Pink
<input type="radio"/> Red	<input type="radio"/> Cyan
<input type="radio"/> Magenta	<input type="radio"/> Gray
<input type="radio"/> Dark Blue	<input checked="" type="radio"/> Dark Green
<input checked="" type="radio"/> Plum	<input type="radio"/> Tan

Buttons: Cancel, OK

Parents create a User/Child Account, set a daily allowance, and choose a color for each Child to participate in the program.

Review Pre-Selected Chores and Behaviors



Parents chose from a list of pre selected chores and behaviors to assign to their children.

Report Pre-Confirmation

Microsoft Excel - chorereport

Next Previous Zoom Print... Setup... Margins Page Break Preview Close Help

Alexis' Chores and Behaviors							2/26/2006 to 3/4/2006	
							Daily Allowance: \$3.00	
							Weekly Potential: \$21.00	
Legend: C - Completed, E - Excused, N - Not Done								
Chores	26-Feb-06 Sunday	27-Feb-06 Monday	28-Feb-06 Tuesday	1-Mar-06 Wednesday	2-Mar-06 Thursday	3-Mar-06 Friday	4-Mar-06 Saturday	
Clean Bedroom	Clean Bedroom	Clean Bedroom	Clean Bedroom	Clean Bedroom	Clean Bedroom	Clean Bedroom	Clean Bedroom	
Make Beds	Make Beds	Make Beds	Make Beds	Make Beds	Make Beds	Make Beds	Make Beds	
Wash Dishes	Wash Dishes	Wash Dishes	Wash Dishes	Wash Dishes	Wash Dishes	Wash Dishes	Wash Dishes	
Fold Clothes	Fold Clothes	Fold Clothes	Fold Clothes	Fold Clothes	Fold Clothes	Fold Clothes	Fold Clothes	
Return Dishes from Dishwasher	Return Dishes from Dishwasher	Return Dishes from Dishwasher	Return Dishes from Dishwasher	Return Dishes from Dishwasher	Return Dishes from Dishwasher	Return Dishes from Dishwasher	Return Dishes from Dishwasher	
							Clean Bathroom (Kids)	
							Vacuum First Floor	
Behaviors	Sunday	Monday	Tuesday	Wednesday	Thursday	Friday	Saturday	
Respect Siblings	Respect Siblings	Respect Siblings	Respect Siblings	Respect Siblings	Respect Siblings	Respect Siblings	Respect Siblings	
Respect Parents	Respect Parents	Respect Parents	Respect Parents	Respect Parents	Respect Parents	Respect Parents	Respect Parents	
		Complete Homework	Complete Homework	Complete Homework	Complete Homework	Complete Homework		
		Avoid Trouble in School	Avoid Trouble in School	Avoid Trouble in School	Avoid Trouble in School	Avoid Trouble in School		
Confirmed Earned Today								
Total Earned								

Preview: Page 1 of 1

After chores and behaviors are assigned, parents and children can review an online report which shows what should be accomplished on a daily basis.

Child Log In



Chore Master Login

Please enter your user name and password

User Name : Alexis

Password : *****

Cancel OK

Child must log on computer daily to mark chores and behaviors as completed, not completed, or request to be excused.

Child's Main Page

User Account

March 2006

Sun	Mon	Tue	Wed	Thu	Fri	Sat
26	27	28	1	2	3	4
5	6	7	8	9	10	11
12	13	14	15	16	17	18
19	20	21	22	23	24	25
26	27	28	29	30	31	1
2	3	4	5	6	7	8

Today: 3/13/2006

View Chore Report

Change My Password

Allowance Voucher

Exit

Chores - Behaviors of the day

Chore	Status	Comment	Confirmation Date
Clean Bedroom	Not Done		
Make Beds	Not Done		
Wash Dishes	Not Done		
Respect Parents	Not Done		
Bring in Newspaper	Not Done		
Avoid Trouble in School	Not Done		

Chore Status

Status : Completed Excuse Not Done

Comment :

Save

This is the User/Child's main page. From here the child must mark complete, not done, or request to be excused from daily chores and behaviors. The child may also review their chore report to see how much they have earned during the week. At the end of the week, the child will print his/her allowance voucher showing how much they have earned and present to parents for payment.

Parent Confirmation

Chore - Behavior Confirmation

Select a User : Alexis

Chore - Behavior Date: March 2006

Today: 3/13/2006

Back to Main Menu

Chores - Behaviors of the day

Chore	Status	Confirmed By	Comment	Confirmation Date
Clean Bedroom	Completed	Daddy		3/11/2006
Make Beds	Completed	Daddy		3/11/2006
Wash Dishes	Completed	Daddy		3/11/2006
Respect Parents	Completed	Daddy		3/11/2006
Bring in Newspaper	Completed	Daddy		3/11/2006

Confirm All

Clean Bedroom

Status : Confirm Excused Not Done

Comment :


Save

Parent log on daily to confirm completion, non completion, or grant excuse to child.

Report Post Confirmation

Microsoft Excel - chorereport

Next Previous Zoom Print... Setup... Margins Page Break Preview Close Help

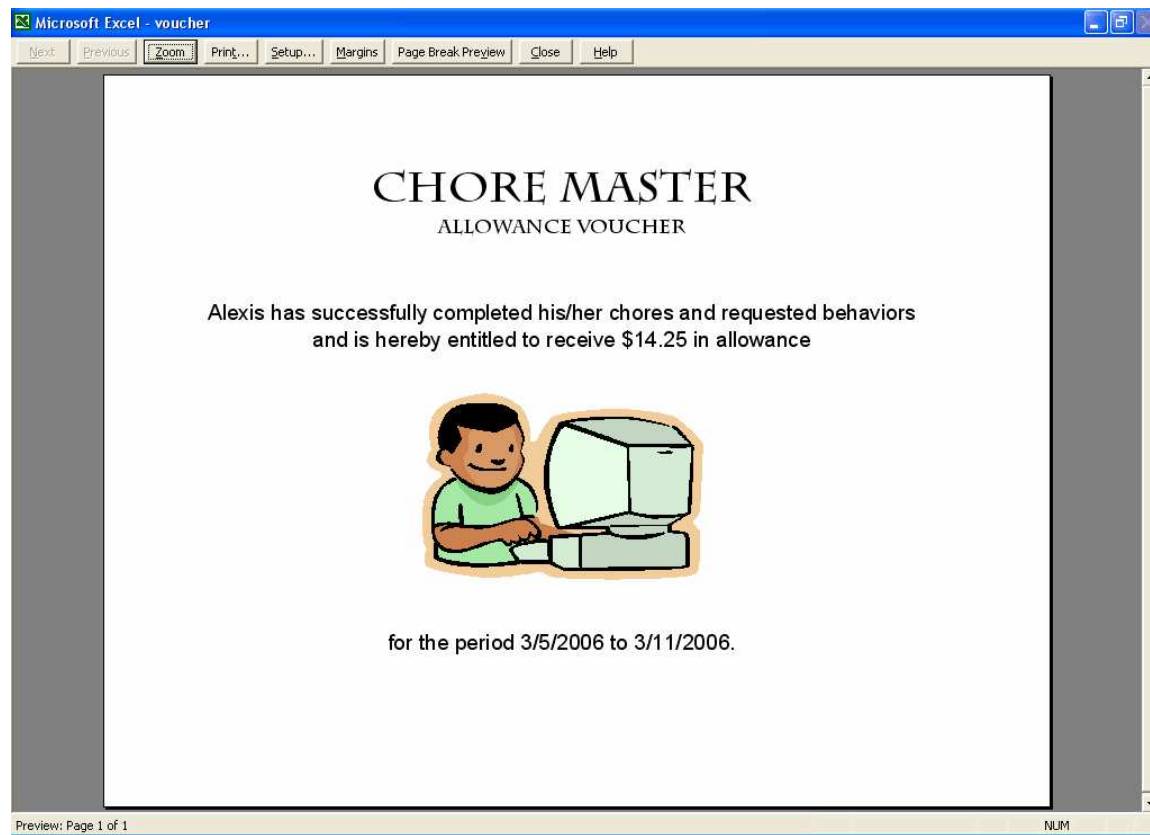


Alexis' Chores and Behaviors		3/5/2006 to 3/11/2006					
		Daily Allowance: \$3.00					
		Weekly Potential: \$21.00					
Legend: C - Completed, E - Excused, N - Not Done							
	5-Mar-06 Sunday	6-Mar-06 Monday	7-Mar-06 Tuesday	8-Mar-06 Wednesday	9-Mar-06 Thursday	10-Mar-06 Friday	11-Mar-06 Saturday
Chores	Bring in Newspaper	N	E	N	N	C	C
	Clean Bedroom	C	C	C	C	C	C
	Make Beds	C	C	C	C	C	E
	Wash Dishes	C	C	C	C	C	C
Behaviors	Respect Parents	C	C	C	C	C	C
	Avoid Trouble in School		C	C	N	C	N
Confirmed	Yes	Yes	Yes	Yes	Yes	Yes	
Earned Today	\$1.50	\$3	\$1.50	\$0.75	\$3	\$1.50	\$3
Total Earned	\$1.50	\$4.50	\$6	\$6.75	\$9.75	\$11.25	\$14.25

Preview: Page 1 of 1 NUM

This online reports show the child's status after the parent has confirmed completion or non completion of chores and behaviors.

Child Allowance Voucher



At the end of the week, your child prints a voucher showing how much he or she has earned and presents the voucher to you for payment.